MODEL 75/90/115 1.5L OPTIMAX 2004 AND NEWER	
LONG SHAFT	EXTRA–LONG SHAFT

LET	REVISIONS	BY	DATE	ECN
–	– DRAWING RELEASE	MAG	01–27–2003	10–00110–03
A	1) 21–11/16 WAS 18–1/2 2) 21–5/16 WAS 24–5/16 3) 16–5/16 WAS 19–5/16	MAG	06–04–2003	12–01098–03

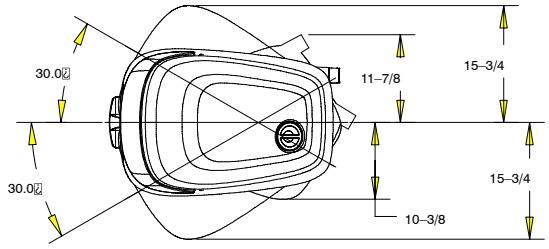

STEERING PIVOT

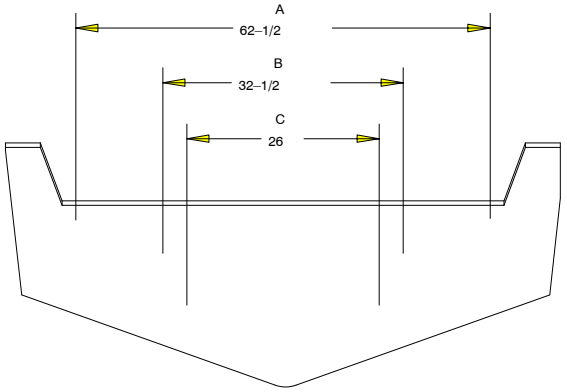

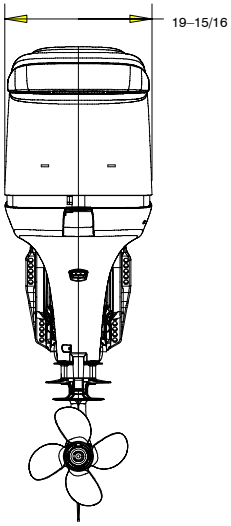

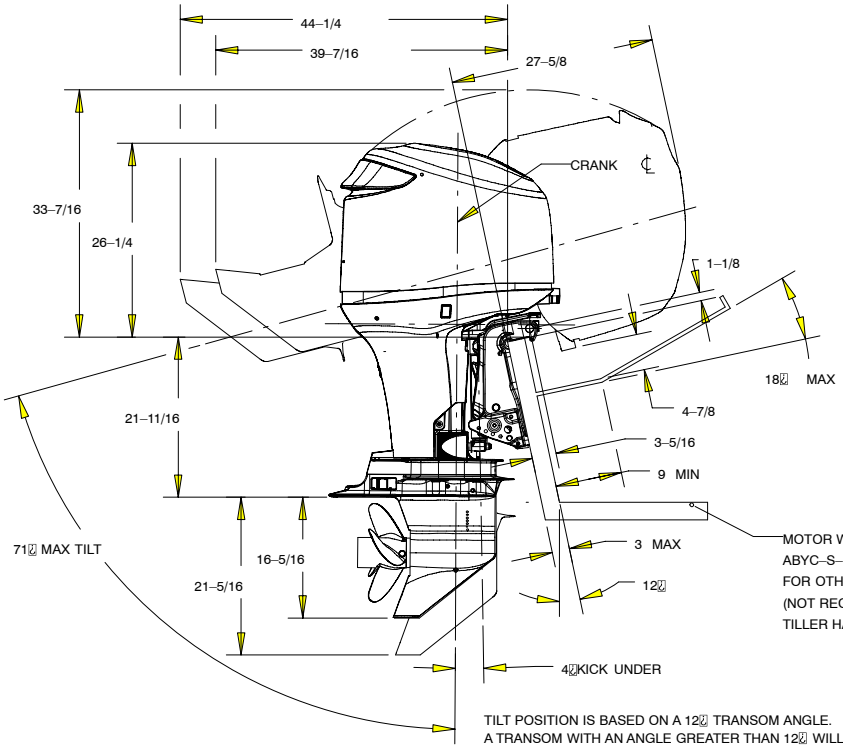

MOTOR WELL: SEE ABYC–S–12 STANDARD FOR OTHER DIMENSIONS. (NOT REQUIRED WITH TILLER HANDLE MODELS)

TILT POSITION IS BASED ON A 12 TRANSOM ANGLE.
A TRANSOM WITH AN ANGLE GREATER THAN 12 WILL REDUCE THE MAXIMUM TILT ANGLE AND INCREASE KICK UNDER ANGLE.

DO NOT SCALE

A – TRANSOM OPENING FOR DUAL INSTALLATION.
B – SINGLE ENGINE OPENING.
C – ENGINE CENTERLINE FOR DUAL ENGINE INSTALLATION.

MATERIAL
PER MERC SPEC:

FINISH
PER MERC SPEC:

REF SPECS

THE INFORMATION CONTAINED IN THIS DOCUMENT IS TO BE TREATED AS TRADE SECRET AND CONFIDENTIAL TO MERCURY

	UNLESS OTHERWISE SPECIFIED		
	TOLERANCE		DIMENSIONS ARE AFTER PLATING
THIRD ANGLE PROJ	2 PL DEC		BREAK ALL SHARP EDGES
SCALE DRAWING SCALE	3 PL DEC		CHAM. TAPPED HOLES 90 X THD DIA
DO NOT SCALE	ANGLES		MACHINED SURFACES 125
			THREAD LENGTH = FULL THREADS
MANUF CAST	MATL ENG		MERCURY
MANUF MACH / ASSY	PURCH		
QC	PRODUCT LINE 788		TITLE INSTALLATION DRAWING
APPROVED D. KUSCHE	DATE 12–10–2002		
CHECKED J. HUBBELL	DESIGNED MAG		PART NUMBER 90–892061 / SHEETS 1 OF1

0 1 2 3 4

FORMAT B SIZE